

# REMOTE LEARNING



# HOLMFIRTH HIGH SCHOOL

## LIVE LESSON GUIDANCE

Details of each live lesson will be shared with each student via a FROG assignment. This assignment will be separate from any other home learning tasks that may have been set for the subject.

Please ensure that your child is on time and prepared for the live lesson. Students should put any phones or other electronic devices to one side so that they fully focused.

### ACCESS LIVE LESSON VIA FROG ASSIGNMENT

Open the FROG assignment, and copy the link in the assignment in to a new browser window.

**Live Lesson 05.01.2020** 0/1

Mathematics / Miss V Smith

Issue Date: 05/01/2021 Due Date: 06/01/2021

Miss Smith is inviting you to a scheduled Zoom meeting.

Topic: Miss Smith's Zoom Meeting

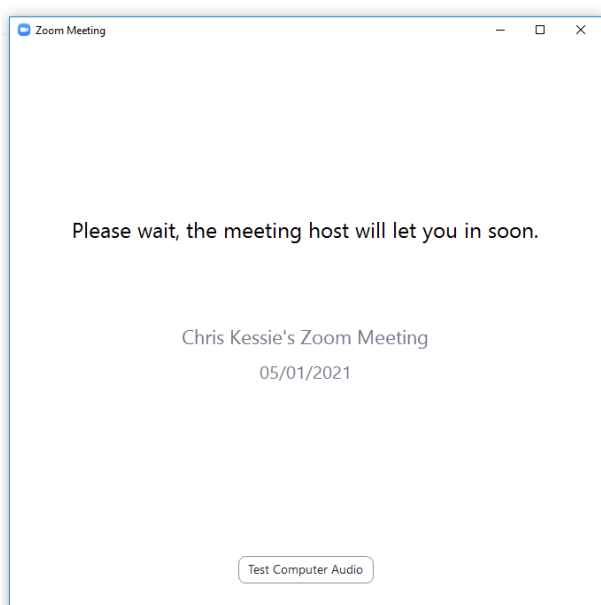
Time: Jan 5, 2021 09:45 AM London

Join Zoom Meeting: <https://us04web.zoom.us/j/79041354248?pwd=VmpPTmJ6aG9vR08veXZLSERUQXpZdz09>

Meeting ID: 790 4135 4248

Passcode: NAJj2

This will launch the application. Each student will be placed in a waiting room until the teacher admits them.

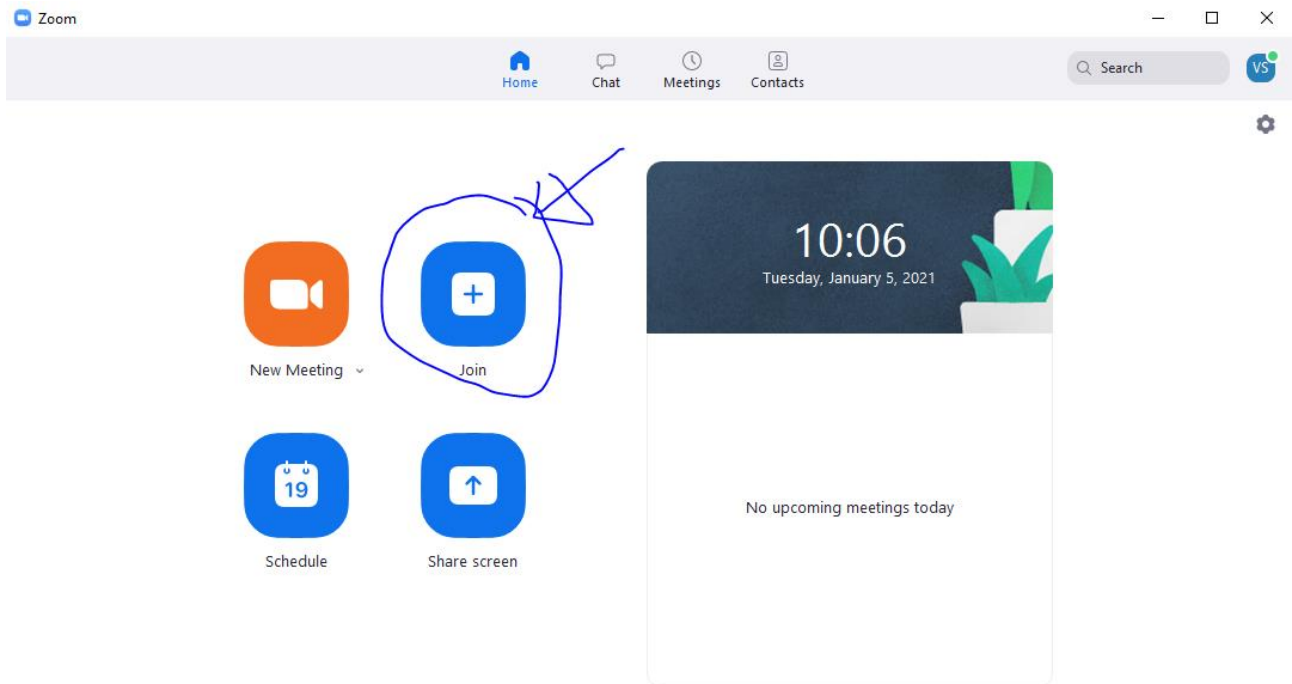


If you have not used Zoom before it may prompt you to download the app. If you have not used the app before please follow the link in advance of the lesson in order to familiarise yourself with the process and download any software needed.

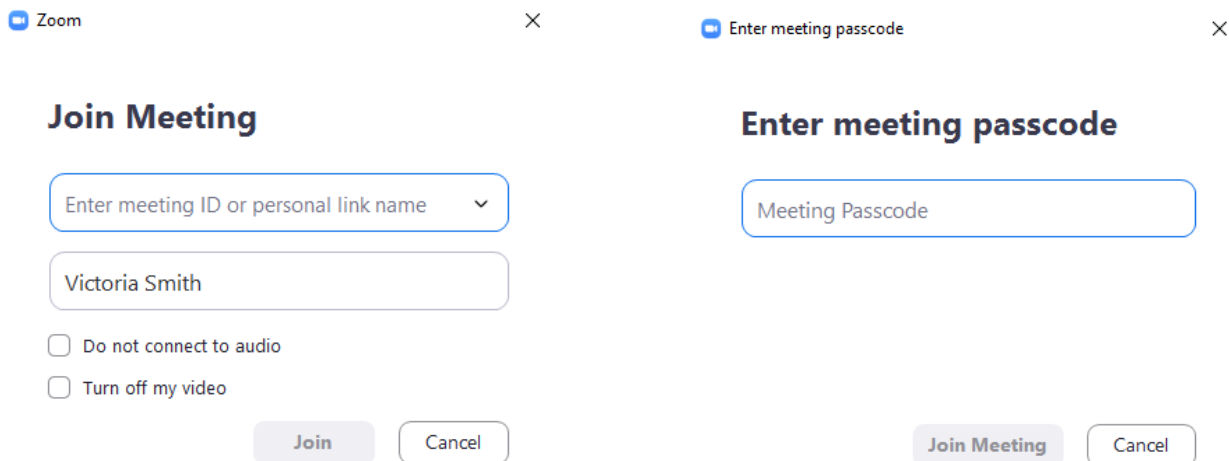
## ACCESS LIVE LESSON VIA ZOOM APP

If you are already familiar with Zoom, you can access the live lesson via the app.

Click 'Join' on the homepage.



Enter the meeting ID, then enter the passcode.



Each student will be placed in a waiting room until the teacher admits them.